



Fiscal Year 2025 Report

eVA FY25 Summary Report

Data Range: July 1, 2024 - June 30, 2025



Analyzed by Jonathan Eisenman
Strategic Data Analyst

Purchase Order Snapshot

Count of PO Transactions	Net Spend of PO Transactions	Cumulative
763,040	\$13.3 Billion	14,007,195 PO'S \$181 Billion
↑ 5.0% from FY2024	↑ 23.1% from FY2024	Since eVA's Launch (2001)

SWaM Metrics

	SWaM (all certifications)	Small (Includes Micro)	Micro
Count of PO Transactions	197,346 ↑ 0.3% FY24	185,898 ↓ 0.1% FY24	75,038 ↓ 4.4% FY24
Net Spend of PO Transactions	\$2.9 Billion ↑ 7.4% FY24	\$2.7 Billion ↑ 8% FY24	\$400 Million ↓ 21.6% FY24

eVA Sourcing Module

18,779
Total count of
Electronic Responses

7,448
Total count of
Solicitations Issued

eVA's Savings Highlights

eVA delivers savings and value to the Commonwealth of Virginia

\$5 Million
In Savings

From increased competition via the eVA Sourcing
Module

eVA FY25 Vendor Report



Data Range: July 1, 2024 - June 30, 2025

Analyzed by Jonathan Eisenman
Strategic Data Analyst

148,366
Active
Self-Registered
Vendors

71,000
Active
State-Entered
Vendors

28,744
Vendors
received at least
1 order in FY24

↑ 0.1% Change
over FY24

13,058
New Vendor
Registrations

↑ 5.6% Change
over FY24

219,249
Vendors
with active registration
during FY 2025



91.04% Retention Rate
Retention rate of
SWaM Vendors with
active certification

↓ 1.2% Change
over FY24

4,528
SWaM Vendors
received at least
1 order
in FY25

8,095
Micro
Certified

With an active
Certification
during FY25

13,265
Small
Certified

With an active
Certification
during FY25
(includes Micro)

13,847
SWaM Certified Vendors
(All SWaM Values)

SWaM Vendors

eVA FY25 Entity Spend Report



Analyzed by Jonathan Eisenman
Strategic Data Analyst

Data Range: July 1, 2024 - June 30, 2025

Composition of eVA Community & PO Spend

Entity Category	Entity Count	FY25 Spend	Percent of Total Spend	FY25 PO Transaction Count
State Agencies (Includes Executive, Legislative and Judicial)	140	\$9.4 Billion	69.8%	220,422
Institutions for Higher Education	43	\$3.8 Billion	28.9%	542,309
Local Bodies (Centralized & Decentralized Client Count)	846	\$190 Million	1.4%	2,200
Grand Total	1029	\$13.3 Billion	100.00%	763,040

29.29%

of Registered
Entities Placed
PO's in FY25

14,209
eVA Users
with Active System
Access

1,915

eVA users have access to
Sourcing & Contracting

444

Entities issued Solicitations
in Sourcing & Contracting

Facts about eVA Activity

Top 3 Supplier Group by POs count

The Supply Room

Virginia Correctional Enterprises

Virginia Distribution Center -VDC

Top 3 Commodities with Highest Spend

91200 - Construction Services

91371 - Maintenance and Repiar

91400 - Construction Services, Trade (New
Construction)



VDOT was the highest PO
entity spend in FY2025



UVA was the entity with
the most PO's issued in
FY2025

98

Entities Awarded solicitations
in FY25

eVA FY25 Solicitation Savings Analysis



Analyzed by Jonathan Eisenman
Strategic Data Analyst

Data Range: July 1, 2024 - June 30, 2025

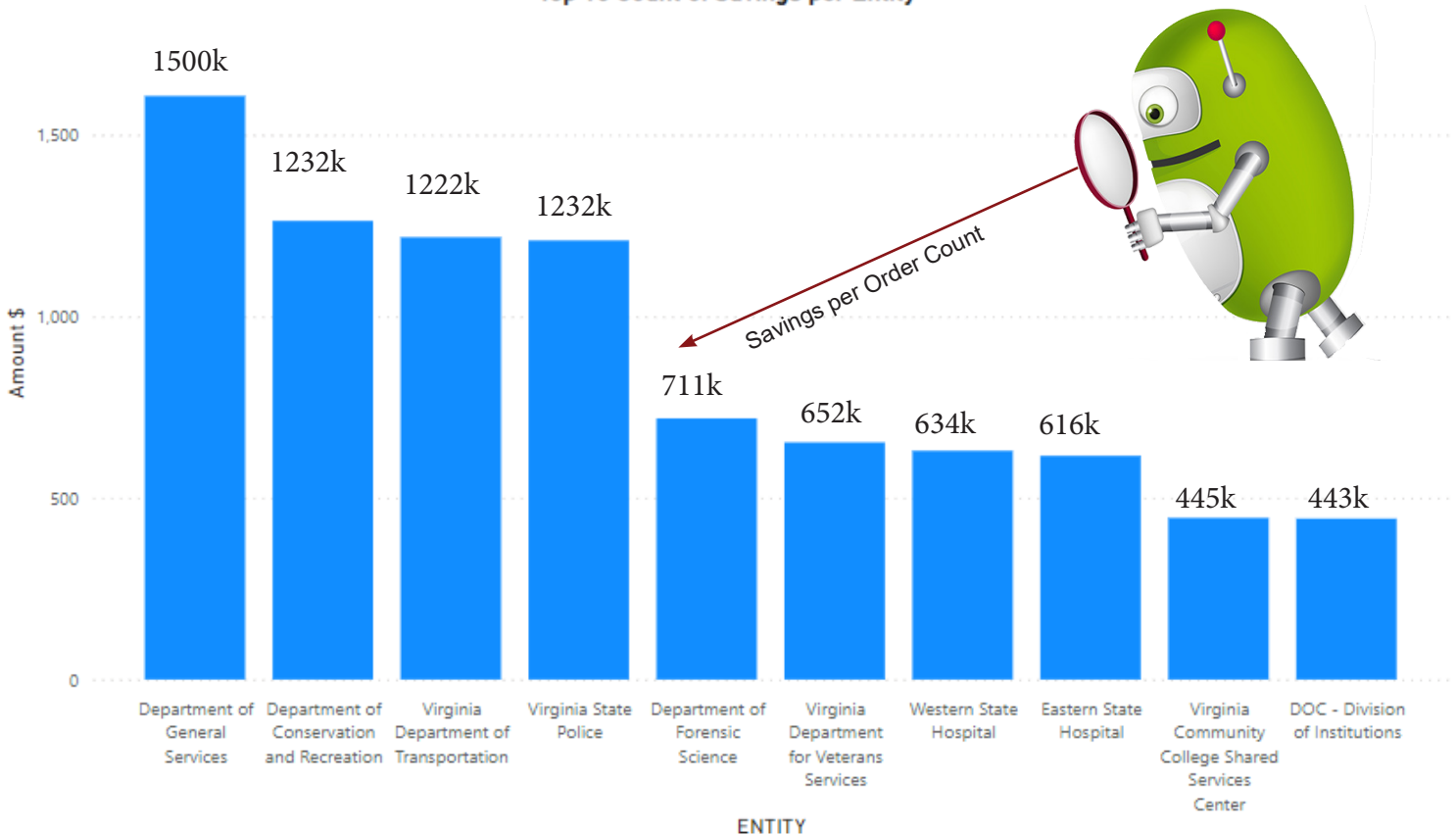
3.7%
Average Savings

\$4.6 Million
In Total Savings

\$123.8 Million
In total awards
out of **7,448 awarded** Solicitations

18,779
in total Electronic Responses

Top 10 Count of Savings per Entity



Total Savings from Awards to SWaM Businesses	
Micro	\$0.2 M
Small	\$2.1M
Non-SWaM	\$2.1 M

Average Savings by Solicitation	Average Award by Solicitation	Average # of Line Items
\$625	\$14,780	3.2

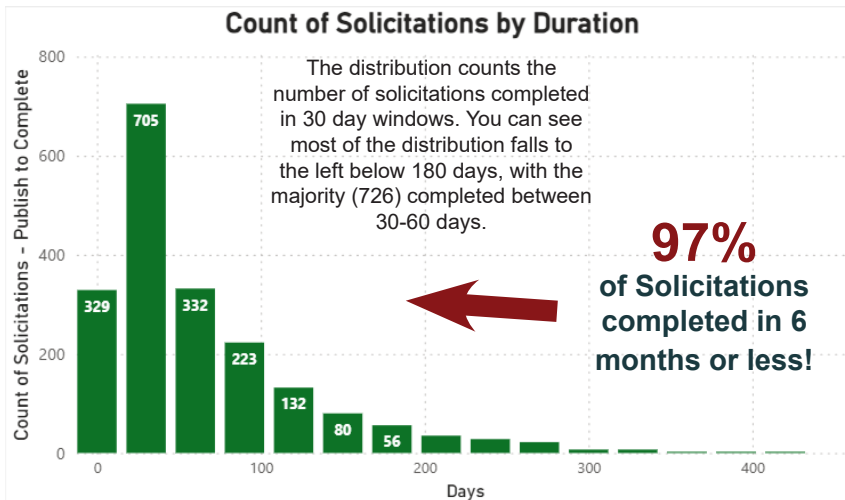
eVA FY25 Cycle Time Analysis

Data Range: July 1, 2024 - June 30, 2025

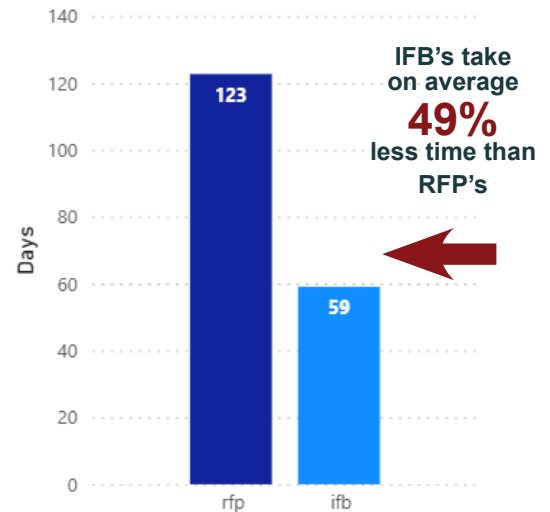


Analyzed by Jonathan Eisenman
Strategic Data Analyst

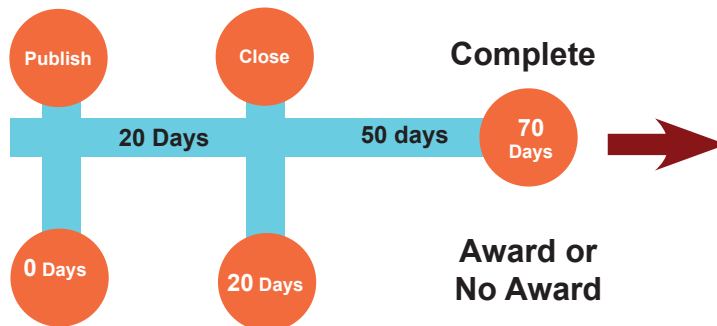
1,959 Solicitations reviewed (IFB & RFP) during FY25



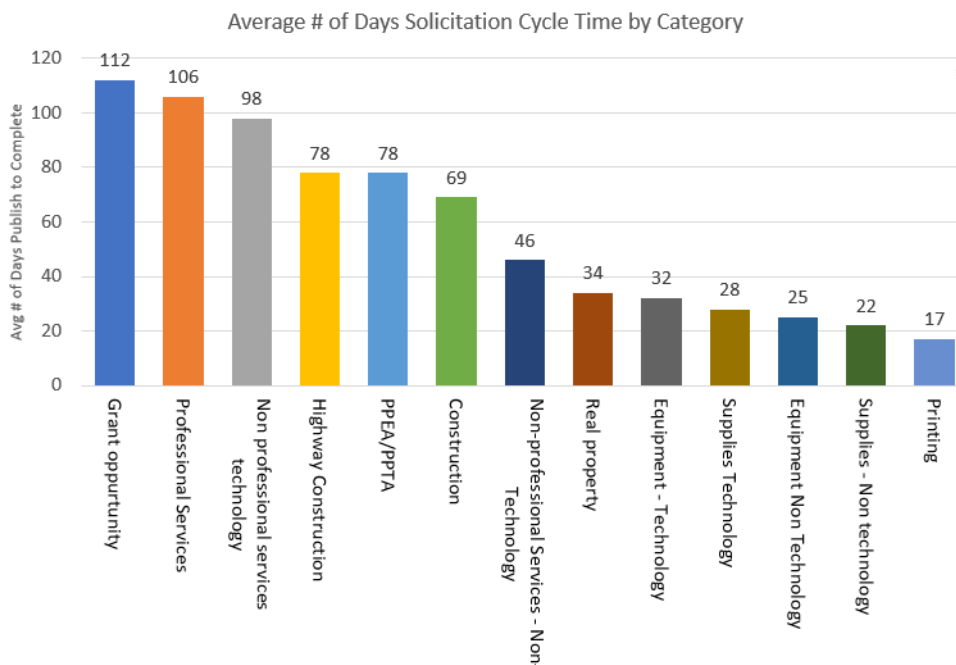
Average Cycle Time of IFB vs RFP




Solicitation Timeline (in average number of days)



70 days
Average Solicitation cycle from Publish to Award/No Award with Notice of Intent



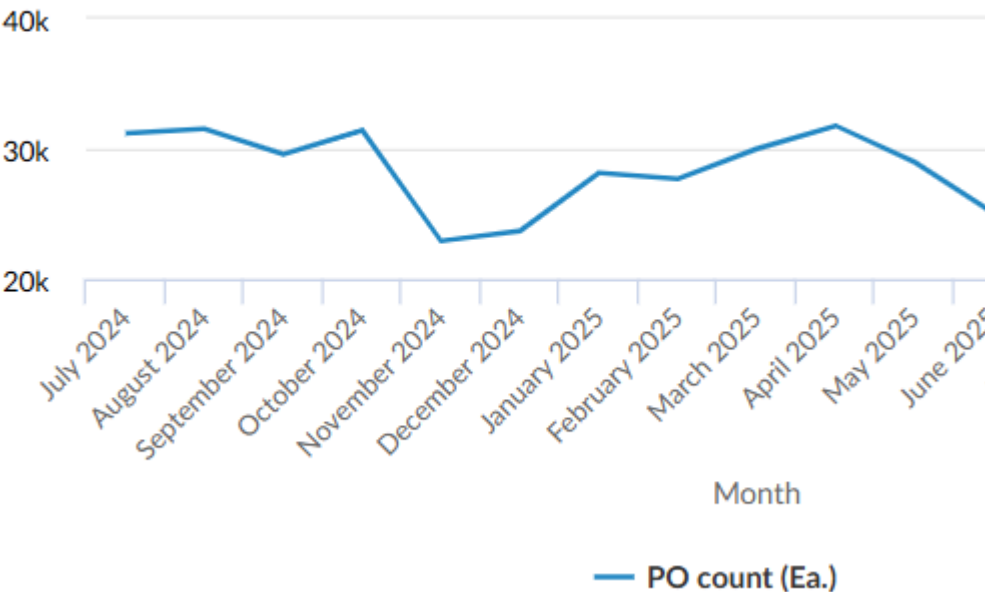
The commodity purchased makes a difference in procurement time



eVA Purchase Order & Solicitation Volume

Data Range: July 1, 2024 - June 30, 2025

Purchase Order by Month



Solicitation Volume

